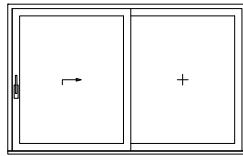
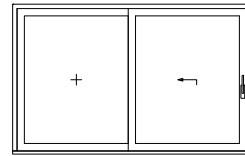


**System A, DIN left**



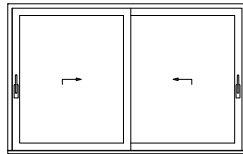
1 lift/sliding sash, 1 fixed pane

**System A, DIN right**



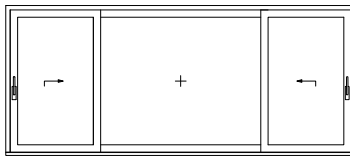
1 fixed pane, 1 lift/sliding sash

**System D**



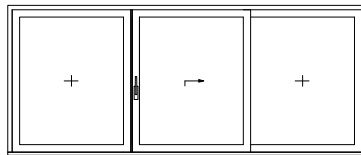
2 lift/sliding sashes

**System K**



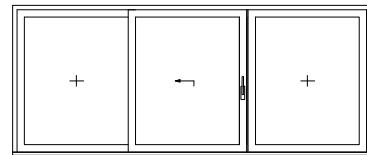
2 lift/sliding sash, 1 fixed pane

**System G-A, DIN left**



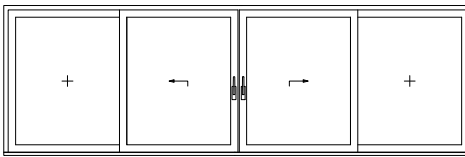
1 lift/sliding sash, 2 fixed pane

**System G-A, DIN right**



1 lift/sliding sash, 2 fixed pane

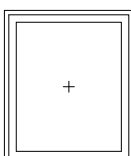
**System C**



2 lift/sliding sash, 2 fixed pane

DIN right - Handle operation right = left sealing parts  
DIN left - Handle operation left = right sealing parts

**System 0**



1 fixed pane